



EAGLE

PAN TILT SYSTEMS



EAGLE® PT-C CONTROLLER

Eagle® system compatible

On board RISC microprocessor controlled

Convenient desktop form factor

Proportional digital joysticks for control of pan tilt direction, lens zoom and focus functions

Two line backlit liquid crystal display for user feedback of system status

When used in conjunction with optional PT-CC camera controller, the combination provides complete camera and pan-tilt system control

Recall of 32 presets per head from control panel

Use of EPROM's allow easy future software upgrades

Can control up to 32 pan tilt heads on one RS-485 control chain

DB-9 type connectors on rear allow for simple connection of control line

All needed connectors are included

Includes 9VDC transformer wall power supply

The EAGLE® PT-C pan-tilt controller is a multi-faceted control unit. It allows the user to control up to 32 different EAGLE® pan tilt heads, from one controller, with no added equipment or accessories. If desired, the optional PT-CC camera controller may be linked to the PT-C to provide individual camera control of those 32 cameras.

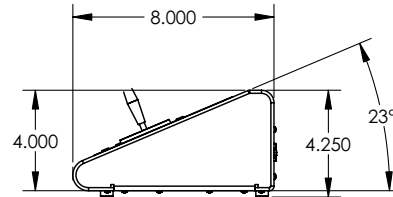
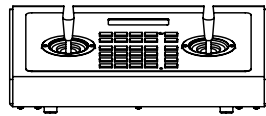
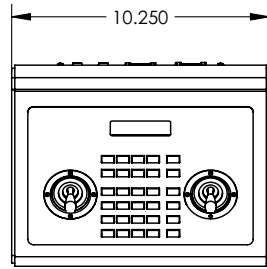
The PT-C's compact aluminum desktop case allows it to easily be integrated into new or existing control room applications.

The PT-C uses individual control buttons, with

excellent tactile feedback. Zoom, focus and pan tilt direction control are completely variable in speed from zero to full based on logarithmic digital joystick input.

When used with the optional PT-AAM modem, it provides an interface for dialing and controlling the remote camera site locations.

The PT-C can also be used in conjunction with any of the special Eagle™ control accessories, such as the PT-SB shot box, PT-MFA multi-function adapter, or PT-MP-1 control multiplexer



SPECIFICATIONS

Weight: 3.5 pounds (1.75 kg)

Two line, 16 character per line backlit LCD for user feedback

Two proportional digital joysticks for control of zoom, focus, and direction of pan tilt systems

Uses RS-485 communications protocol for interference free operation

Requires 9VDC power from included wall transformer

DIMENSIONS

10.25"W X 8.00"D X 4.25"H



EAGLE

PAN TILT SYSTEMS

Helping to bring your world
into focus

Distributed by Hitachi Denshi America Ltd.

150 Crossways Park Dr. Woodbury NY 11797
Call (516)921-7200 for a dealer near you

OPTIONAL ACCESSORIES

PT-CC desktop camera controller

PT-AAM Auto answer modem, includes one PT-RSA

PT-MP-1 control multiplexer; allows multiple controllers on single RS-485 backbone

PT-MFA multi function adapter; provides 8 relay closures, serial device control

PT-SB shot box; provides recording and replay of preset moves and paths

PT-CSI contact closure/serial input interface box

Eagle™ products are designed and manufactured in the USA by Display Devices Inc., Arvada CO USA 80003

Specifications and design subject to change without notice 07/04

www.eaglepantilt.com